


DC Miniature Circuit Breaker

PEBS-L-63 Series




PROJOY
electric
- Switch To Safety! -




HIGH CRAFTSMANSHIP AND HIGH STANDARDS

- 
Small Volume
- 
Short circuit Protection
- 
Overload Protection
- 
Flame Retardant
- 
High Breaking Capability
- 
Arcing Short
- 
Complete Accessories
- 
Multiple Wiring

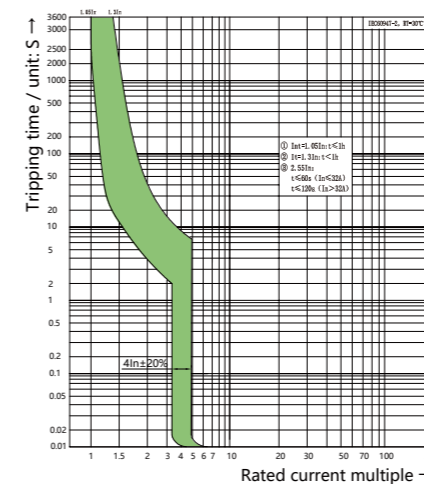
Select Code



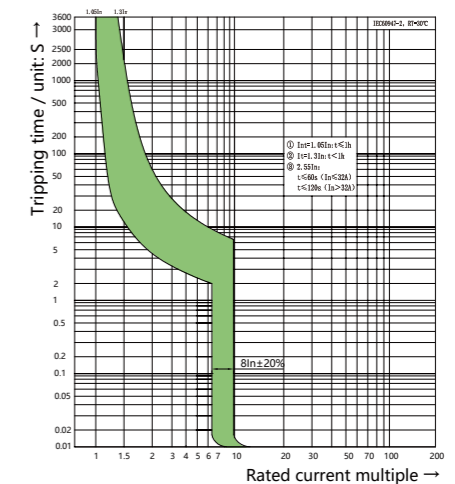
Contact Configuration



Tripping Characteristics



B Curve 4In±20%
Applicable rated current ≤ 63A



C Curve 8In±20%
Applicable rated current ≤ 63A

Technical data

PEBS-L-63

According to EN60947-2, AS/NZS IEC 60947.2:		
Pole	1P	2P
Rated Working Voltage Ue	80 V DC	160 V DC
Frame Current	63A	
Rated Current In	10A, 16A, 20A, 25A, 32A, 40A, 50A, 63A	
Rated Insulation Voltage Ui	500V	
Rated Impulse Withstand Voltage Uimp	6kV	
Tripping Characteristics	B/C	
Tripping Type	Thermal Magnetic	
Rated Ultimate Short-Circuit Breaking Capacity Icu	10kA	
Rated Service Short-Circuit Interrupting Capacity Ics	7.5kA	
Electrical Life	Actual	Average 1000 Cycles
	Standard	300 Cycles
Mechanical Life	Actual	> 10000 Cycles
	Standard	9700 Cycles
Overvoltage Category	III	
Pollution Degree	3	
Ingress Protection	IP40; Wiring port IP20	
Resistance to humidity and heat	Class 2	
Relative Humidity	≤ 95 %	
Vibration	acc. to IEC60068-2-6	
Shocks	acc. to IEC60068-2-27	
Terminal capacity	2.5~35mm ²	
Fastening Torque of Terminals	2.0Nm	
Ambient Temperature	-30°C~70°C	
Storage Temperature	-40°C~85°C	
Installation Method	DIN35	
Elevation	≤2000m	
Dimension	length: 81mm	
	Width: 18mm (1P), 36mm (2P)	
	High: 73mm	
Weight	0.12kg/Pole	

Package Information					Storage
Current	Pole	Box	Carton	Pallet	Products should be stored in the warehouse where there is ventilation. The relative humidity there should not exceed 80%, and the ambient temperature there is between -40°C to +85°C. In addition, there should not be acidic, alkaline and corrosive gas in the air.
63A	1P	12	8	80	
	2P	6	8	80	

Order Choosing Specification															
Client Information:											Note: One pole for 80V, 2 poles for 80V or 160.				
Rated Current (A)				Trip Type		Voltage		No. of Pole		Quantity	Delivery Date				
63A Frame	<input type="checkbox"/> 63	<input type="checkbox"/> 50	<input type="checkbox"/> 40	<input type="checkbox"/> 32	<input type="checkbox"/> 25	<input type="checkbox"/> 20	<input type="checkbox"/> 16	<input type="checkbox"/> 10	<input type="checkbox"/> B	<input type="checkbox"/> C	<input type="checkbox"/> 80	<input type="checkbox"/> 160	<input type="checkbox"/> 1	<input type="checkbox"/> 2	
63A Frame	<input type="checkbox"/> 63	<input type="checkbox"/> 50	<input type="checkbox"/> 40	<input type="checkbox"/> 32	<input type="checkbox"/> 25	<input type="checkbox"/> 20	<input type="checkbox"/> 16	<input type="checkbox"/> 10	<input type="checkbox"/> B	<input type="checkbox"/> C	<input type="checkbox"/> 80	<input type="checkbox"/> 160	<input type="checkbox"/> 1	<input type="checkbox"/> 2	

Reduction coefficient

Temperature reduction coefficient																				
Temperature	-30°C	-25°C	-20°C	-15°C	-10°C	-5°C	0°C	5°C	10°C	15°C	20°C	30°C	35°C	40°C	45°C	50°C	55°C	60°C	65°C	70°C
The rated work current coefficient	1.242	1.223	1.204	1.182	1.161	1.143	1.127	1.103	1.079	1.063	1.047	1	0.984	0.968	0.952	0.922	0.904	0.891	0.872	0.844

Altitude reduction coefficient				
Altitude m	2000	3000	4000	5000
The rated working current coefficient	1	0.96	0.91	0.86
The rated work voltage coefficient	1	1	1	1
Rated industrial frequency resistance coefficient	1	0.9	0.82	0.71
The rated impact tolerance voltage coefficient	1	0.9	0.82	0.71
The rated ultimate short-circuit capacity and electronic life coefficient	1	0.82	0.7	0.6

MCB Side -by -side installation reduction coefficient					
Number of MCBs	1	2~3	4~5	6~8	9~10
In≤25A coefficient	1	0.96	0.9	0.8	0.7
32A≤In≤63A coefficient	1	0.92	0.8	0.7	0.6

Dimensions

